

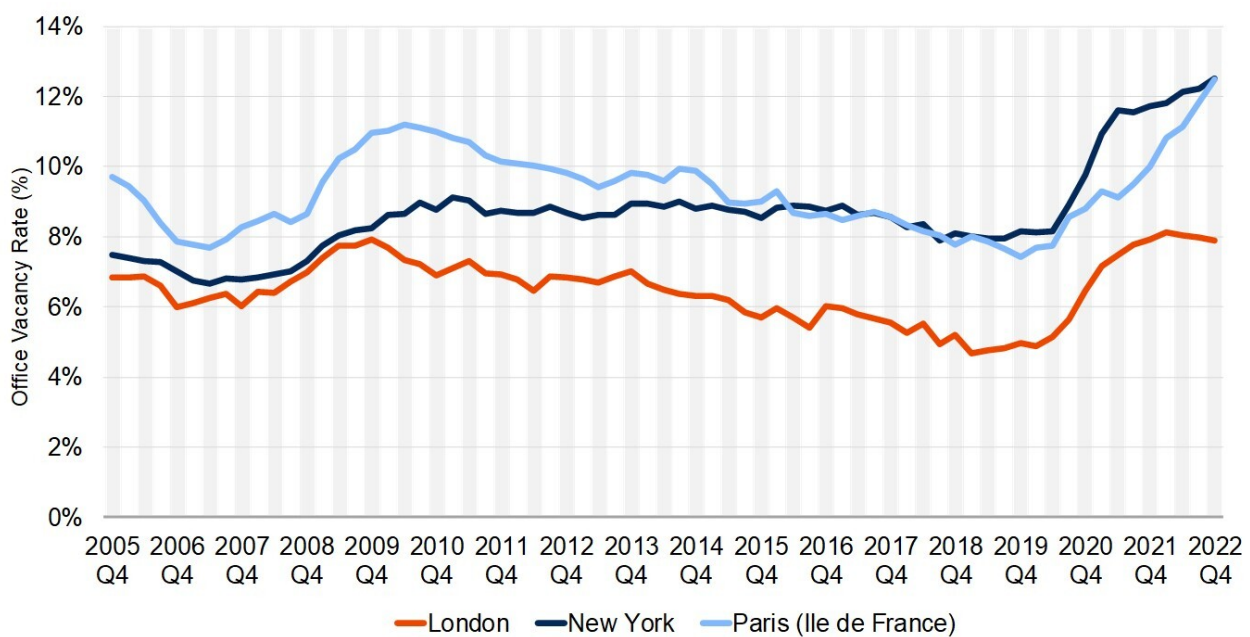


MIPIM

# Mipim 2023: Office Demand Trends in London, New York and Paris

Vacancies Have Stabilised at Lower Levels in London but Yields Are Rising

## Vacancies Far Higher in New York and Paris Than London



Source: CoStar Group, March 2023



By **Mark Stansfield**

CoStar Analytics

14 March 2023 | 13:36

London, New York and Paris are three of the world's largest and most active office markets, but occupier and investor demand dynamics vary within and across these crucial gateway cities, according to a CoStar analysis published to coincide with the start of Mipim, the global real estate conference.

Office vacancies have moved upwards in all three cities since the pandemic began, with lockdowns, the rise of hybrid working and new office completions leading to millions of extra square feet being added to the market.

But some cities been more affected than others. New York registered 30 million square feet of negative net absorption, which measures change in occupancy over time, in 2020 and 2021. This sent the vacancy rate shooting up from 8% to 12%. And, despite a modest revival in demand in 2022, when net absorption turned positive by 1 million square feet, new office completions meant that its vacancy rate continued to rise. It now stands at its highest level in more than 25 years, with more increases likely.

London also registered demand losses during the pandemic, but to a lesser extent than its American counterpart. The UK capital saw seven million square feet of negative net absorption during the pandemic-blighted years of 2020 and 2021, with its vacancy rate rising from about 5% in early 2020 to 8% by the end of 2021. However, London's demand rebound was greater than New York's last year, with vacancies stabilising as a result. At 460 basis points, the vacancy spread between the two gateway cities is at its widest in over 20 years.

In Paris, vacancies have risen sharply across the Île-de-France region since reaching a near-record low in 2019. The vacancy rate has jumped from 7.5% four years ago to more than 12%. Upward vacancy movement in the French capital has accelerated in recent quarters thanks to an influx of new development and ongoing subdued demand, in contrast to the stabilising trend in London.

However, overall vacancy rates mask key differences by submarket and building quality within the three markets.

Rising vacancy in Paris has been driven almost exclusively by [the inner and outer rims of Île-de-France](#), especially in the area known as the Première Couronne Nord – Aubervilliers, Clichy, Saint-Ouen and Saint-Denis – where vacancy has shot up to 25%. This is partly due to the frenzy of development around the Olympic Village. By contrast, vacancies in Paris Centre Ouest have been hovering around 4% throughout the past four years amid healthy demand and a dearth of development. This area contains the central business district, where vacancy is even lower at 2.5%.

## RELATED CONTENT

Polarisation Hits Paris as Once Sought-After Markets Struggle To Absorb New Space >>

---

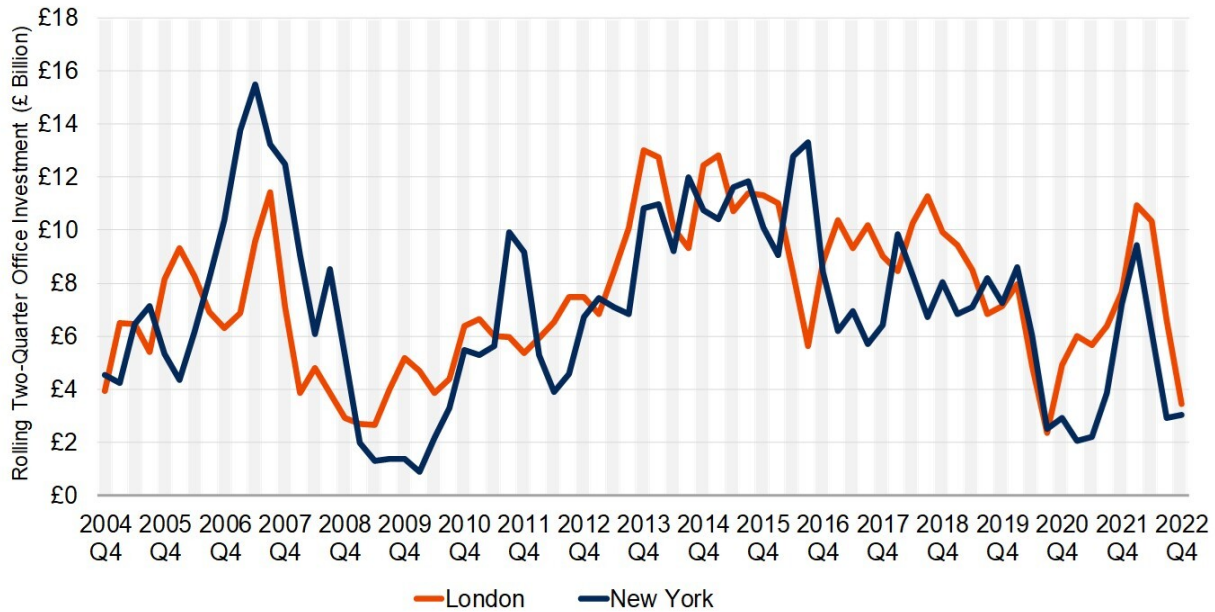
It is a similar story in London, with vacancy rates as low as 3% in some centrally located submarkets such as Paddington, Westminster and Southbank West, as well as outlying ones like Harrow and Enfield. [The West End, London's most expensive office area, has led the recovery](#), thanks to improving demand and a lack of development, whereas vacancies remain in double-digits in submarkets in Docklands and the City. West London submarkets like Hillingdon, Chiswick and Hammersmith have vacancy rates above 12%.

Some New York submarkets have also suffered disproportionately. Vacancy rates are above 15% in a dozen submarkets, including traditional Manhattan hotspots like Chelsea and Greenwich Village, and above 20% in the likes of Upper West Side and Brunswick West. Vacancies in the Financial District are also about 20% as banks continue to release space on to the market for sublease. A wave of new supply is likely to put upward pressure on vacancies in Penn Plaza/Garment, Hudson Square and the Plaza District, too, [as will further lay-offs by tech firms](#).

There is also a flight-to-quality trend playing out in all three cities, as firms prioritise high-quality space to lure back staff, welcome clients and meet growing environmental commitments even as most take less space overall amid an ongoing pivot to hybrid working.

High-profile examples in London include law firm Clifford Chance reducing its floor space by more than half in signing a 328,000-square-foot prelet in the City late last year. [Net absorption in the best-quality, 5 Star buildings has been strongly positive throughout the past three years](#), with all the demand losses coming in buildings rated 4 Star or below. [Similar trends are playing out in New York](#). This pattern is likely to continue in the near term in all three cities.

## Investment Has Fallen Away in London and New York



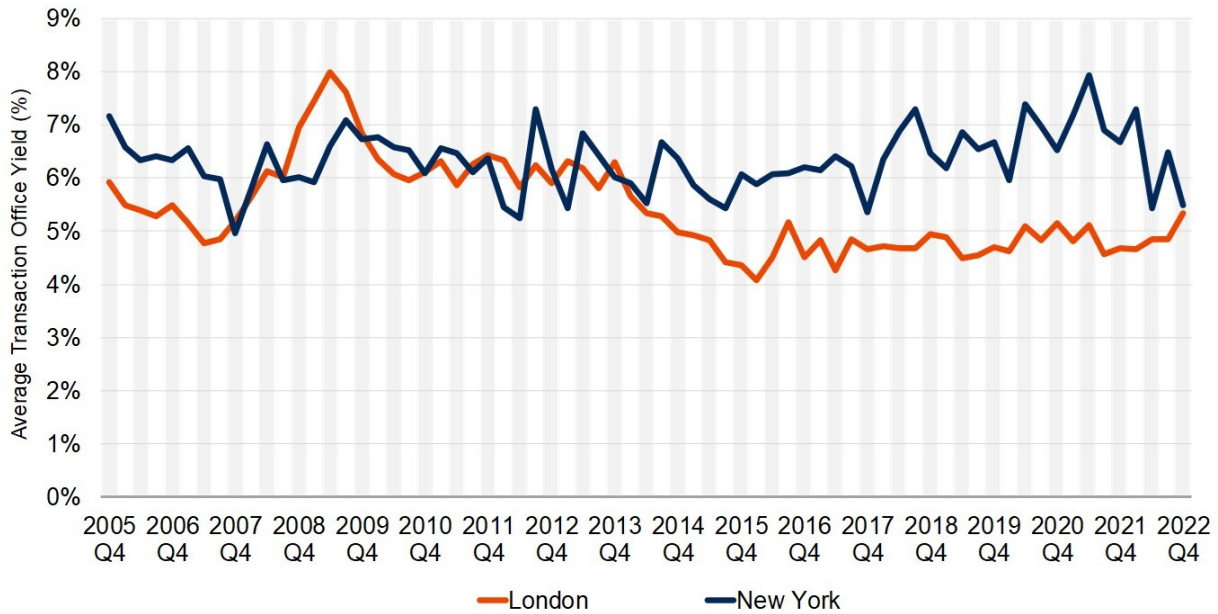
Source: CoStar Group, March 2023



In the investment market, volumes have fallen across the board in recent quarters. Rising interest rates have increased the cost of debt and cooled investor demand, while also creating uncertainty over pricing.

Rolling two-quarter investment has slumped below £4 billion in both London and New York, on par with the lows reached during the early part of the pandemic and in the aftermath of the financial crisis in 2009.

## London Office Yields Rising as New York Yields Fall



Source: CoStar Group, March 2023



Yields, or cap rates, have risen, too. Average transaction yields have nudged up to 5.3% in London, a nine-year high and an increase of 70 basis points year-over-year as [data emerges to support anecdotal evidence of falling prices](#). Yields have risen in Paris, too, albeit amid limited transactional evidence.

Rising yields in London means that the spread between average office yields in London and New York is now closer than it has been in a decade, with average yields actually compressing in New York in recent quarters after a big jump during the pandemic. This is in stark contrast to the vacancy picture in the two cities.

However, Victor Rodriguez, CoStar's senior director of market analytics in New York, explains that the downward trend in New York is being driven more by investor preferences and sample size than by renewed confidence in underlying fundamentals.

“There is still a hefty amount of price discovery underway in New York City for office buildings. Demand for buildings with 20%-plus vacancy levels is very low and what we are seeing is transaction volume being driven largely by trophy buildings. When trophy buildings do not sell, then volume craters.”

---

**RELATED CONTENT**

Mipim 2023: Regions Play the Regeneration Game in Bid To Attract Vital Investment >>

---

Mipim 2023: Île-de-France President Valérie Pécresse on What International Investors Should Look Out for >>

---

Mipim 2023: Bruntwood SciTech To Help Aston University Foster 'Innovation Hotspot' >>

---

Mipim 2023: Flexible Offices Chief Mark Dixon Says the Office Is Alive and Kicking but Commuting Is Dead >>

---

Mipim 2023: Lincoln Property Company Wants To Become 10 Times Bigger in Europe >>

---

Mipim 2023: Banking Contagion Worries European Real Estate As Credit Suisse Shares Sink >>

---

Mipim 2023: Cushman's James Young Relocating to Singapore to Help Spearhead Major Expansion of APAC Brokerage >>

---

Mipim 2023: Avison Young Appoints Chief Client Officer >>

---

Mipim 2023: Developers Alerted to Prime Residential Scheme at Leeds' Aire Park >>

---

Mipim 2023: 'Anchor' Regional City Regeneration Around Major UK Universities >>

---

Mipim 2023: Colliers UK and Ireland CEO Tony Horrell on Repricing, Silicon Valley Bank and the Budget >>

---

Mipim 2023: Office Demand Trends in London, New York and Paris >>

---

Mipim 2023: More Than Three-Quarters of European Offices Risk Obsolescence by 2030 >>

---

Mipim 2023: Icade Sells Its Healthcare Property to Primonial REIM in €2.6 Billion Deal >>

---

Mipim 2023: Centrick Launches Build-to-Rent Division >>

---

Mipim 2023: Brussels-Listed Developer Atenor and Yoo Join Forces for Major Notting Hill Development >>

---

Mipim 2023: Azora's Garcia-Peri on the Mood at Mipim, the Firm's Plans for a Second Hotel Fund and Where and When To Invest in 2023 >>

---

Mipim 2023: Poseidon Takes Plunge With Cannes Hotel and Casino Acquisition >>

---

Mipim 2023: Redevco Forms €4.5 Billion European Retail Park Platform >>

---

Mipim 2023: What to Expect in Critical Year for Real Estate on International Stage >>

---

## RELATED RESULTS

Affordable London Hotels Drive Demand and Performance Growth in the Capital

---

Life Science and Logistics-Oriented Markets Most Resilient Amid Downturn in Dealmaking

---

UK Retail Development Plunges to Lowest Level This Century

Universities Becoming Top-of-the-Class London Office Occupier

---

London Office Take-Up Fell in January but Deal Frequency Climbed to a Four-Month High

---

First Sentiment, Now Data: Average Yields Have Risen Sharply in Recent Months

---

London and Regional Tech Hubs Outperformed for Leasing in 2022

---

Paddington Is Top of the Table for London Office Take-Up in 2022

---

London Hotel Investment Volumes Sank to Their Lowest in Nine Years in 2022

---

London Office Investment Sank to a 20-Year Low in the Fourth Quarter of 2022